











	Name	Trading start	Market cap, \$mln	Price, \$	% change, daily	% change, weekly	% change, monthly	% change, overall
	Decimated	03.05.2019	0.48	0.01021145	-0.00	1 081.57	296.95	-79.58
	carboneum	12.09.2018	0.68	0.01319339	-0.00	403.04	714.20	-82.41
	Shard	24.09.2018	1.70	0.08545388	-0.00	316.91	557.20	-85.01
	Autonio	07.11.2017	0.14	0.00129704	0.00	260.69	220.55	-98.70
	Biotron.io	01.05.2018	0.04	0.00055361	10.90	204.73	13.52	-94.46
	ConnectJob	07.05.2018	0.03	0.00027779	0.00	194.16	-9.41	-99.89
	PARKGENE	10.05.2018	0.06	0.00019335	0.00	172.92	191.10	-98.07
	Grid Plus	01.11.2017	5.93	0.15101886	-17.64	150.91	224.74	-73.05
	Cryptosolartech	28.08.2018	0.14	0.00214788	740.15	149.64	580.86	-95.70
	Decentralized	30.04.2018	0.29	0.00106111	10.33	145.88	144.23	-99.27

Machine Learning

