











	Name	Trading start	Market cap, \$mln	Price, \$	% change, daily	% change, weekly	% change, monthly	% change, overall
	Etheera	08.10.2018	0.52	0.00007254	-47.80	2 967.24	230.61	-92.75
	Shivom	07.06.2018	0.99	0.00108984	0.37	561.91	164.66	-99.01
	Pyrex	09.10.2018	0.51	0.05142562	5.97	248.42	228.73	2.85
	BunnyToken	20.09.2018	0.02	0.00006313	226.03	245.39	159.45	-99.91
	ROM	04.01.2019	0.00	0.00021075	4.49	238.10	1 097.80	110.75
	Scanetchain	22.02.2019	0.09	0.00011089	1.34	209.38	250.38	-99.71
	Paymon	07.06.2018	0.14	0.00022641	208.18	199.22	22.29	-98.49
	ARAW	12.03.2019	0.10	0.00002834	157.63	196.94	152.36	-5.53
	Cryptosolartech	28.08.2018	0.14	0.00214788	740.15	149.64	580.86	-95.70
	Vite	17.07.2018	9.16	0.02206360	4.31	144.81	81.35	-89.64

