











	Name	Trading start	Market cap, \$mln	Price, \$	% change, daily	% change, weekly	% change, monthly	% change, overall
	Decimated	03.05.2019	0.48	0.01021145	-0.00	1 081.57	296.95	-79.58
	WPP	26.04.2019	0.25	0.00072975	109.06	613.74	1 150.52	-98.65
	Shard	24.09.2018	1.70	0.08545388	-0.00	316.91	557.20	-85.01
	CryptoWorld	16.11.2018	29.96	0.00846089	-2.86	285.97	448.77	69.22
	BoltCoin	12.03.2019	0.00	0.01900093	8.01	268.31	208.88	-96.55
	Asura Coin	19.10.2018	0.02	0.00009187	215.02	223.00	135.48	-99.58
	Paycent	21.09.2018	0.11	0.00910216	-5.68	203.56	305.78	-98.66
	Patron	22.05.2018	0.19	0.00047199	55.03	170.69	69.43	-99.53
	CryptosolarTech	28.08.2018	0.14	0.00214788	740.15	149.64	580.86	-95.70
	ARAW	12.03.2019	0.01	0.00000571	-0.00	140.86	38.77	-80.97

