











	Name	Trading start	Market cap, \$mln	Price, \$	% change, daily	% change, weekly	% change, monthly	% change, overall
	Decimated	03.05.2019	0.48	0.01021145	-0.00	1 081.57	296.95	-79.58
	FarmaTrust	14.08.2018	0.09	0.00014802	16.62	344.52	-56.72	-99.70
	HOQU	07.03.2018	0.83	0.00492823	-0.35	318.75	427.38	-97.76
	Shard	24.09.2018	1.70	0.08545388	-0.00	316.91	557.20	-85.01
	VeriME	02.05.2018	0.03	0.00014422	-4.10	226.01	-48.70	-99.91
	Thrive	05.07.2018	0.30	0.00287897	0.00	224.64	27.90	-91.00
	Typerium	25.10.2018	0.50	0.00030660	-0.80	204.14	5.99	-96.93
	HyperQuant	26.11.2018	0.03	0.00030028	36.36	199.79	118.36	-99.73
	MONEYNET	21.02.2019	0.11	0.00003082	0.00	155.85	155.85	-92.66
	Cryptosolartech	28.08.2018	0.14	0.00214788	740.15	149.64	580.86	-95.70

