











	Name	Trading start	Market cap, \$mln	Price, \$	% change, daily	% change, weekly	% change, monthly	% change, overall
	Decimated	03.05.2019	0.48	0.01021145	-0.00	1 081.57	296.95	-79.58
	BlockCAT	12.08.2017	0.06	0.00799611	-0.00	319.04	517.96	-99.09
	Shard	24.09.2018	1.70	0.08545388	-0.00	316.91	557.20	-85.01
	Streamr	03.11.2017	15.20	0.02244836	-10.41	220.89	41.84	-69.03
	Cryptosolartech	28.08.2018	0.14	0.00214788	740.15	149.64	580.86	-95.70
	IOTW	21.05.2019	0.11	0.00344509	-6.63	143.25	26.37	-93.11
	VeriME	02.05.2018	0.02	0.00009264	-0.00	141.03	-5.26	-99.94
	Autonio	07.11.2017	0.17	0.00161016	35.45	138.38	-33.33	-98.39
	Typerium	25.10.2018	0.92	0.00056695	952.42	137.24	74.53	-94.33
	Cloudbric	29.01.2019	0.87	0.00172376	37.96	133.52	45.20	-89.09

