











	Name	Trading start	Market cap, \$mln	Price, \$	% change, daily	% change, weekly	% change, monthly	% change, overall
	Decimated	03.05.2019	0.48	0.01021145	-0.00	1 081.57	296.95	-79.58
	Energi Token	26.06.2018	1.74	0.00093983	0.00	874.25	184.79	-97.65
	Kuende	21.05.2019	0.25	0.00030909	-0.78	844.82	661.67	-92.27
	Coinlancer	09.01.2018	0.13	0.00168378	-6.92	442.80	34.45	-99.33
	Shard	24.09.2018	1.70	0.08545388	-0.00	316.91	557.20	-85.01
	Paragon Coin	26.10.2017	0.65	0.02919906	-6.61	240.95	5.38	-97.08
	Agrolot	10.10.2018	0.04	0.00060000	-14.62	200.00	-8.31	-99.94
	Cryptosolartech	28.08.2018	0.14	0.00214788	740.15	149.64	580.86	-95.70
	CEDEX	10.08.2018	0.00	0.00198549	0.00	115.44	-31.59	-99.62
	Safe.ad	17.05.2019	10.75	0.51600630	73.10	106.99	-2.25	-48.40

