











	Name	Trading start	Market cap, \$mln	Price, \$	% change, daily	% change, weekly	% change, monthly	% change, overall
	Decimated	03.05.2019	0.48	0.01021145	-0.00	1 081.57	296.95	-79.58
	Shard	24.09.2018	1.70	0.08545388	-0.00	316.91	557.20	-85.01
	Owndata	08.08.2018	0.33	0.00003181	0.87	275.19	-21.25	-86.75
	Blocktix	08.08.2017	0.20	0.00504834	-0.73	225.98	230.04	-97.90
	Lendingblock	01.05.2018	0.39	0.00049329	-3.76	218.17	-56.77	-97.53
	Beat	27.11.2018	0.47	0.00375045	0.00	204.53	204.53	-83.69
	Cointorox	20.03.2019	0.00	0.00058521	0.00	191.52	70.19	-99.88
	Cryptosolartech	28.08.2018	0.14	0.00214788	740.15	149.64	580.86	-95.70
	Pyrex	09.10.2018	0.08	0.00787022	-0.00	147.07	132.72	-84.26
	Ink Protocol	28.02.2018	1.33	0.00311228	21.89	146.69	69.05	-97.61

