











	Name	Trading start	Market cap, \$mln	Price, \$	% change, daily	% change, weekly	% change, monthly	% change, overall
	Decimated	03.05.2019	0.48	0.01021145	-0.00	1 081.57	296.95	-79.58
	Shard	24.09.2018	1.70	0.08545388	-0.00	316.91	557.20	-85.01
	Aston	11.05.2018	0.38	0.00045852	0.00	306.29	139.35	-99.72
	CoinLion	05.11.2018	0.87	0.02693626	23.85	239.48	199.36	-91.58
	Prizm	19.05.2017	22.15	0.01038693	15.28	221.99	-7.83	-99.11
	Vivid	01.08.2018	0.01	0.00110578	190.82	205.88	22.59	-97.79
	CryptoPing	04.07.2017	1.67	0.18560285	11.75	181.96	259.49	-33.19
	Fivebalance	18.10.2018	0.02	0.00003049	-0.46	169.25	254.47	-84.76
	BoltCoin	12.03.2019	0.00	0.05609450	-0.03	152.93	10.10	-89.80
	Cryptosolartech	28.08.2018	0.14	0.00214788	740.15	149.64	580.86	-95.70

