











	Name	Trading start	Market cap, \$mln	Price, \$	% change, daily	% change, weekly	% change, monthly	% change, overall
	Decimated	03.05.2019	0.48	0.01021145	-0.00	1 081.57	296.95	-79.58
	Typerium	25.10.2018	1.15	0.00070637	-0.00	500.20	300.42	-92.94
	HyperQuant	26.11.2018	0.14	0.00153769	-8.48	383.31	168.86	-98.60
	Budbo	20.04.2018	2.71	0.03303369	-1.51	372.90	208.28	-90.56
	Hashgard	17.07.2018	38.56	0.00038890	-12.84	371.70	1 239.79	-33.57
	XTRD	02.08.2018	0.00	0.00130913	0.00	324.42	113.96	-98.36
	Shard	24.09.2018	1.70	0.08545388	-0.00	316.91	557.20	-85.01
	WEBN	14.02.2019	0.00	0.00000503	-75.90	177.28	53.59	-98.32
	Cryptosolartech	28.08.2018	0.14	0.00214788	740.15	149.64	580.86	-95.70
	Block-Chain.com	11.10.2018	9.92	0.04786715	-12.28	146.56	515.92	-52.13

