











	Name	Trading start	Market cap, \$mln	Price, \$	% change, daily	% change, weekly	% change, monthly	% change, overall
	Trade.io	20.12.2018	1.86	0.02186094	0.43	1 409.01	47.16	-98.05
	Decimated	03.05.2019	0.48	0.01021145	-0.00	1 081.57	296.95	-79.58
	Primalbase	27.07.2017	2.20	1	-28.07	1 048.91	846.73	-77.74
	SnapCoin	08.01.2019	2.09	760125490538	1.91	549.66	549.66	-93.02
	Shard	24.09.2018	1.70	0.08545388	-0.00	316.91	557.20	-85.01
	Owndata	08.08.2018	1.53	0.00014952	263.30	265.28	328.58	-37.70
	MetaMorph.pro	13.08.2018	0.49	0.00216694	72.38	186.35	63.33	-97.11
	Lendroid	25.03.2018	0.00	0.00159917	1.07	182.80	134.90	-91.92
	SelfKey	15.01.2018	16.15	0.00489501	-11.42	167.72	231.42	-67.37
	Storj	02.07.2017	146.89	0.74332636	37.11	165.50	285.72	48.67

