











	Name	Trading start	Market cap, \$mln	Price, \$	% change, daily	% change, weekly	% change, monthly	% change, overall
	Decimated	03.05.2019	0.48	0.01021145	-0.00	1 081.57	296.95	-79.58
	GazeCoin	07.09.2018	0.00	0.00669018	0.00	631.22	631.22	-97.32
	Agrolot	10.10.2018	0.17	0.00251588	159.58	332.32	528.97	-99.75
	Shard	24.09.2018	1.70	0.08545388	-0.00	316.91	557.20	-85.01
	Biotron.io	01.05.2018	0.01	0.00021168	0.00	219.86	16.21	-97.88
	Scopuly SKY	15.04.2019	0.02	0.00000995	0.67	200.83	90.86	-99.50
	BoltCoin	12.03.2019	0.00	0.00534807	-21.76	183.62	74.95	-99.03
	EtherSportz	08.02.2018	0.09	0.03405423	0.00	176.02	-52.70	-93.19
	BitRewards	25.07.2018	0.01	0.00004012	0.89	157.38	-25.05	-99.80
	Vote Coin	24.11.2017	0.04	0.00047507	44.76	154.12	-25.57	-92.27

