











	Name	Trading start	Market cap, \$mln	Price, \$	% change, daily	% change, weekly	% change, monthly	% change, overall
	Decimated	03.05.2019	0.48	0.01021145	-0.00	1 081.57	296.95	-79.58
	Zeon Network	15.03.2019	15.60	0.00062049	-9.33	458.83	237.41	24.10
	Shard	24.09.2018	1.70	0.08545388	-0.00	316.91	557.20	-85.01
	ADAMANT Messenger	17.01.2019	2.43	0.02901516	218.62	244.91	189.65	-86.81
	Arbitrage Crypto	17.01.2018	0.03	0.00026363	0.00	173.21	177.38	-96.39
	Hydrogen	01.05.2019	3.93	0.00361148	172.95	168.03	81.09	-88.71
	Cryptosolartech	28.08.2018	0.14	0.00214788	740.15	149.64	580.86	-95.70
	Lendroid	25.03.2018	0.00	0.00100144	49.50	140.52	104.63	-94.94
	CryptalDash	02.10.2018	3.91	0.00390595	1.34	129.42	64.39	-67.45
	Starbase	20.12.2017	0.29	0.00152320	62.41	115.49	354.25	-98.48

