










	Name	Trading start	Market cap, \$mln	Price, \$	% change, daily	% change, weekly	% change, monthly	% change, overall
	Decimated	03.05.2019	0.48	0.01021145	-0.00	1 081.57	296.95	-79.58
	MyBit	20.08.2017	2.08	0.01348796	142.40	894.43	829.25	-99.33
	Bizkey	16.04.2019	0.00	0.00008891	7.84	805.63	805.63	-99.60
	Storiqa	14.03.2018	0.61	0.00005560	500.19	500.19	500.19	-99.21
	Menlo One	09.11.2018	0.61	0.00203742	-12.48	450.04	374.34	-88.02
	carboneum	12.09.2018	0.80	0.01547027	-0.00	426.02	489.86	-79.37
	peerguess	23.01.2018	0.01	0.00023208	114.94	322.41	144.51	-99.61
	Shard	24.09.2018	1.70	0.08545388	-0.00	316.91	557.20	-85.01
	FundRequest	21.05.2018	0.07	0.00148256	-7.18	311.20	66.97	-99.69
	FarmaTrust	14.08.2018	0.48	0.00079601	22.44	230.22	-80.46	-98.41

