











	Name	Trading start	Market cap, \$mln	Price, \$	% change, daily	% change, weekly	% change, monthly	% change, overall
	Decimated	03.05.2019	0.48	0.01021145	-0.00	1 081.57	296.95	-79.58
	GazeCoin	07.09.2018	0.00	0.00091493	0.00	367.93	25.55	-99.63
	Shard	24.09.2018	1.70	0.08545388	-0.00	316.91	557.20	-85.01
	Alt.Estate	17.10.2018	0.29	0.00039617	90.31	313.10	335.78	-91.20
	CryptoWorld	16.11.2018	6.61	0.00186719	-32.15	293.81	75.36	-62.66
	carboneum	12.09.2018	1.08	0.02097421	0.00	267.11	185.42	-72.03
	Oxcert	11.07.2018	1.62	0.00482580	-1.31	249.49	298.38	-87.30
	RefToken	20.01.2018	0.40	0.40219625	-5.92	208.07	311.76	-84.77
	Unibright	21.05.2018	29.93	0.20140880	11.30	161.61	792.96	43.86
	BitScreener	31.07.2018	0.28	0.00177773	-7.69	154.13	49.56	-98.02

